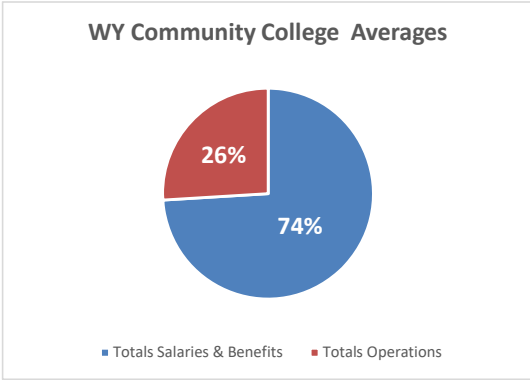
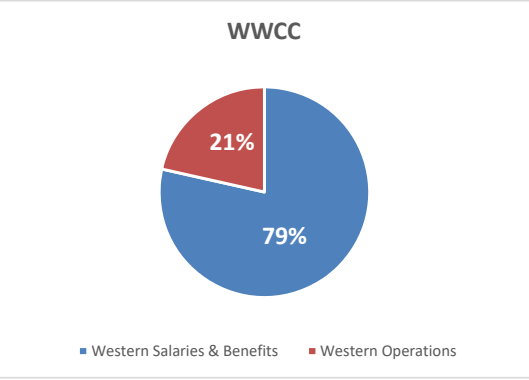
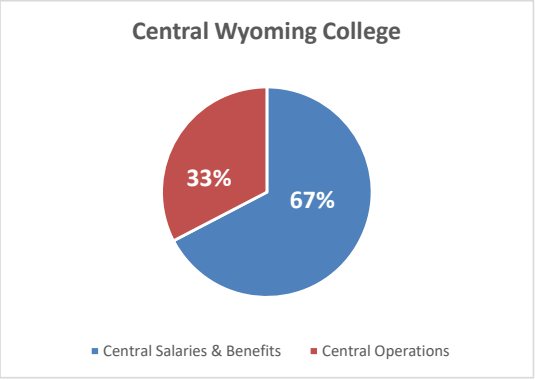
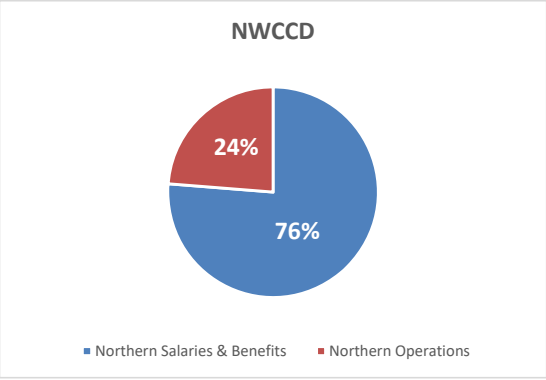
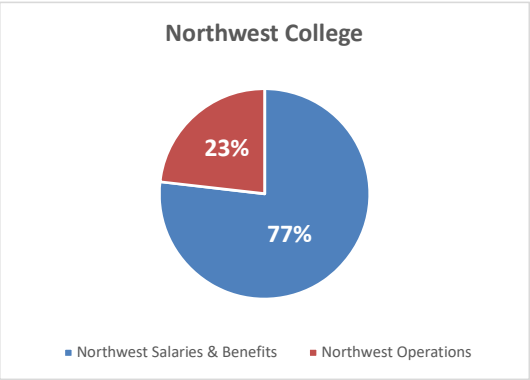
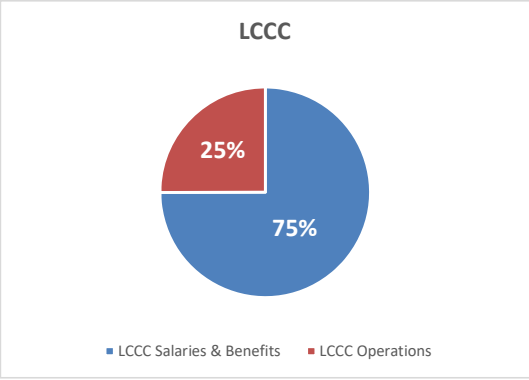
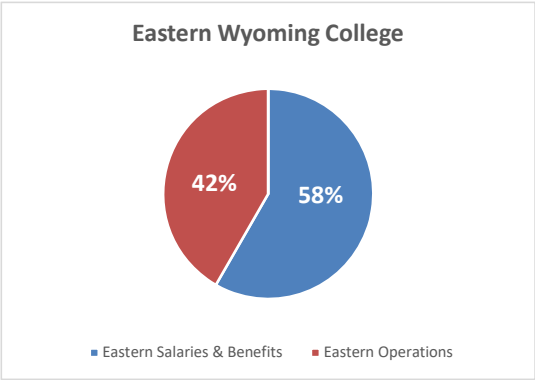
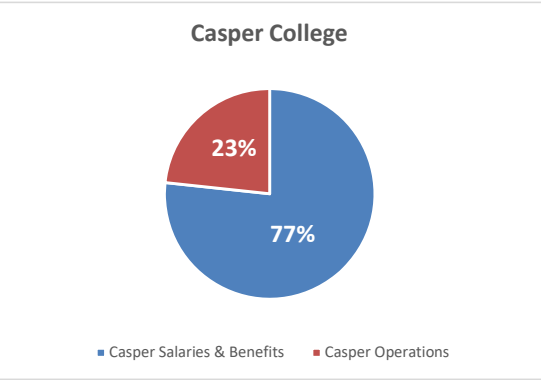
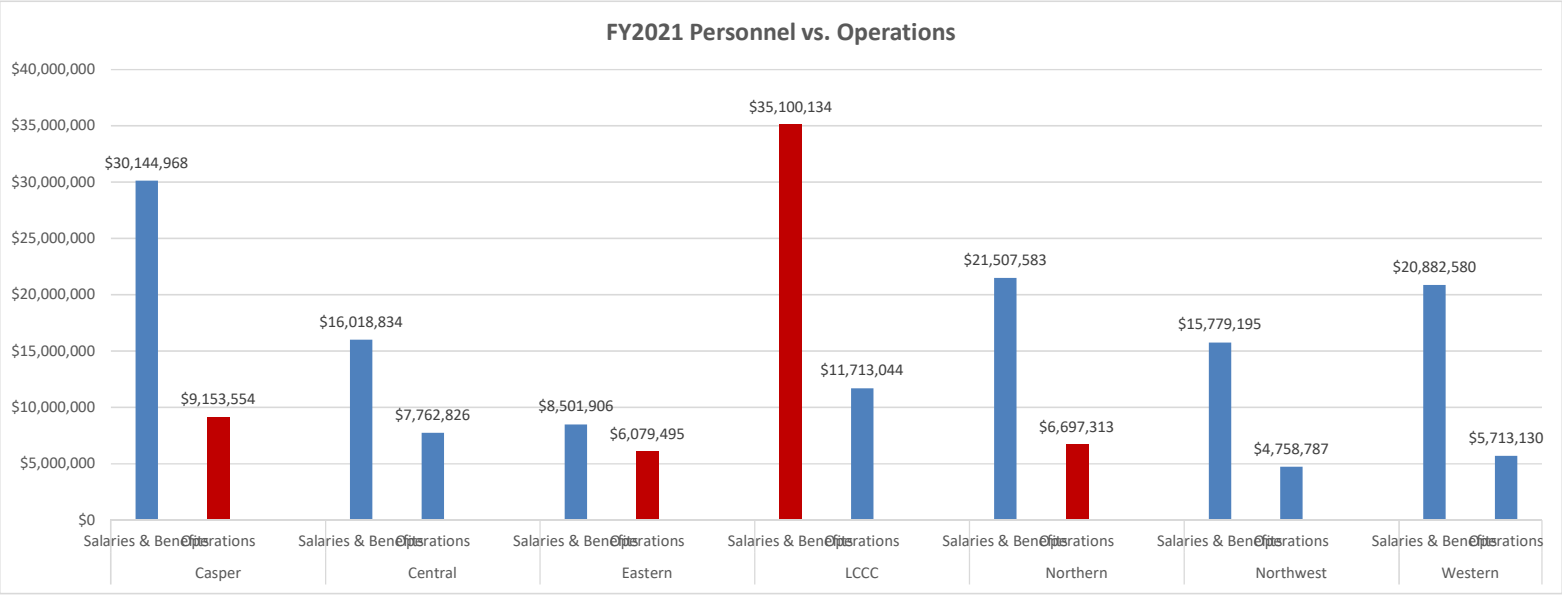


		FY21
Casper	Salaries & Benefits	\$30,144,968
	Operations	\$9,153,554
Central	Salaries & Benefits	\$16,018,834
	Operations	\$7,762,826
Eastern	Salaries & Benefits	\$8,501,906
	Operations	\$6,079,495
LCCC	Salaries & Benefits	\$35,100,134
	Operations	\$11,713,044
Northern	Salaries & Benefits	\$21,507,583
	Operations	\$6,697,313
Northwest	Salaries & Benefits	\$15,779,195
	Operations	\$4,758,787
Western	Salaries & Benefits	\$20,882,580
	Operations	\$5,713,130
Totals	Salaries & Benefits	\$147,935,200
	Operations	\$51,878,149



		FY21
Casper	Instruction	\$15,109,396
	All Other	\$15,035,572
Central	Instruction	\$5,428,208
	All Other	\$7,606,870
Eastern	Instruction	\$3,705,219
	All Other	\$4,796,687
LCCC	Instruction	\$16,890,526
	All Other	\$18,209,608
Northern	Instruction	\$9,827,893
	All Other	\$11,679,690
Northwest	Instruction	\$7,884,189
	All Other	\$7,895,006
Western	Instruction	\$9,876,049
	All Other	\$11,006,531
Totals	Instruction	\$68,721,480
	All Other	\$76,229,964

