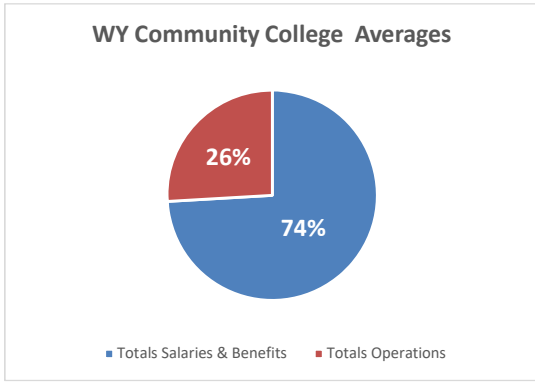
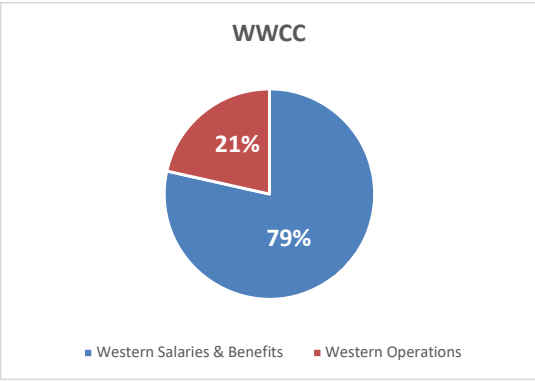
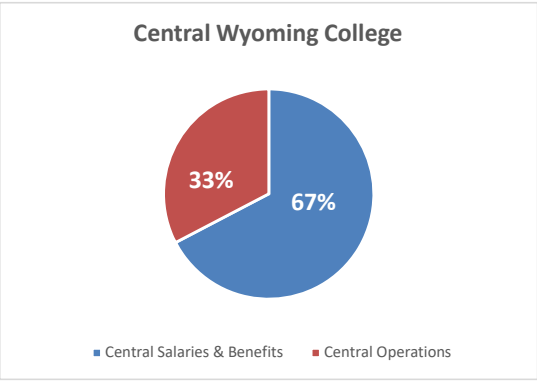
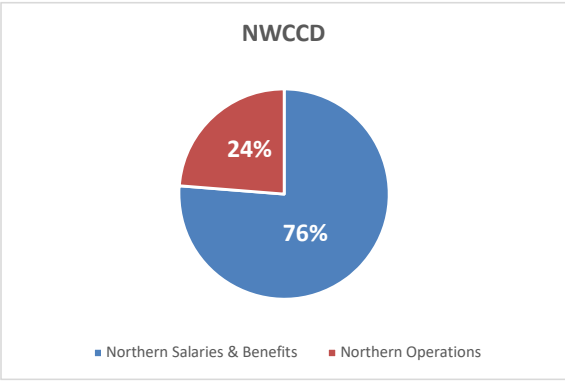
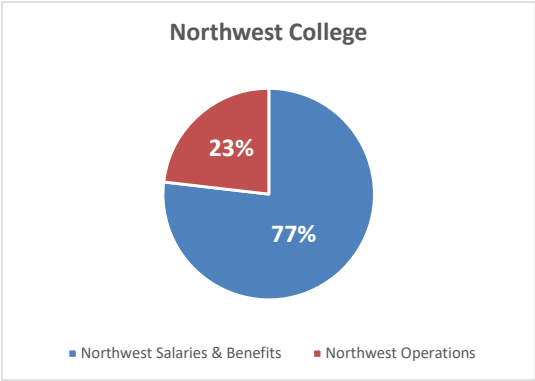
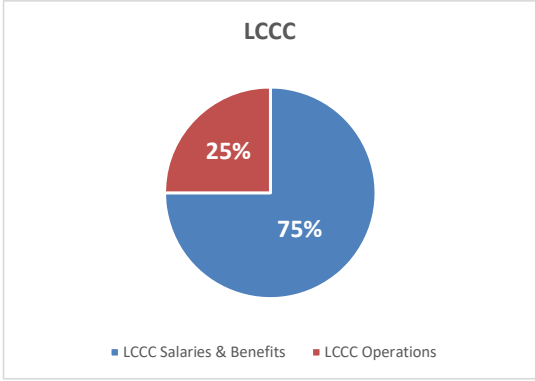
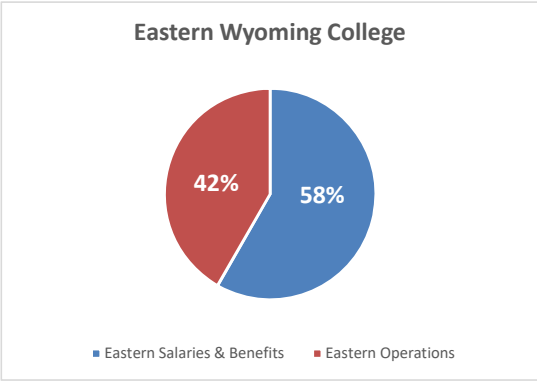
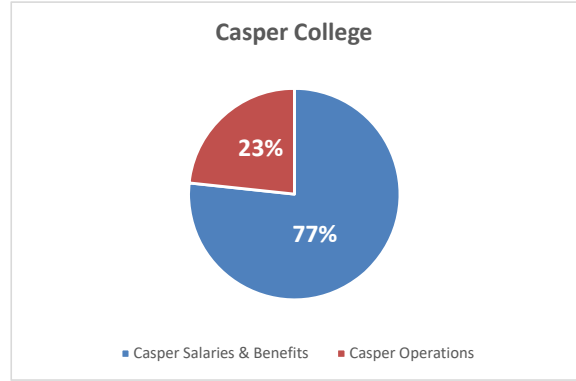
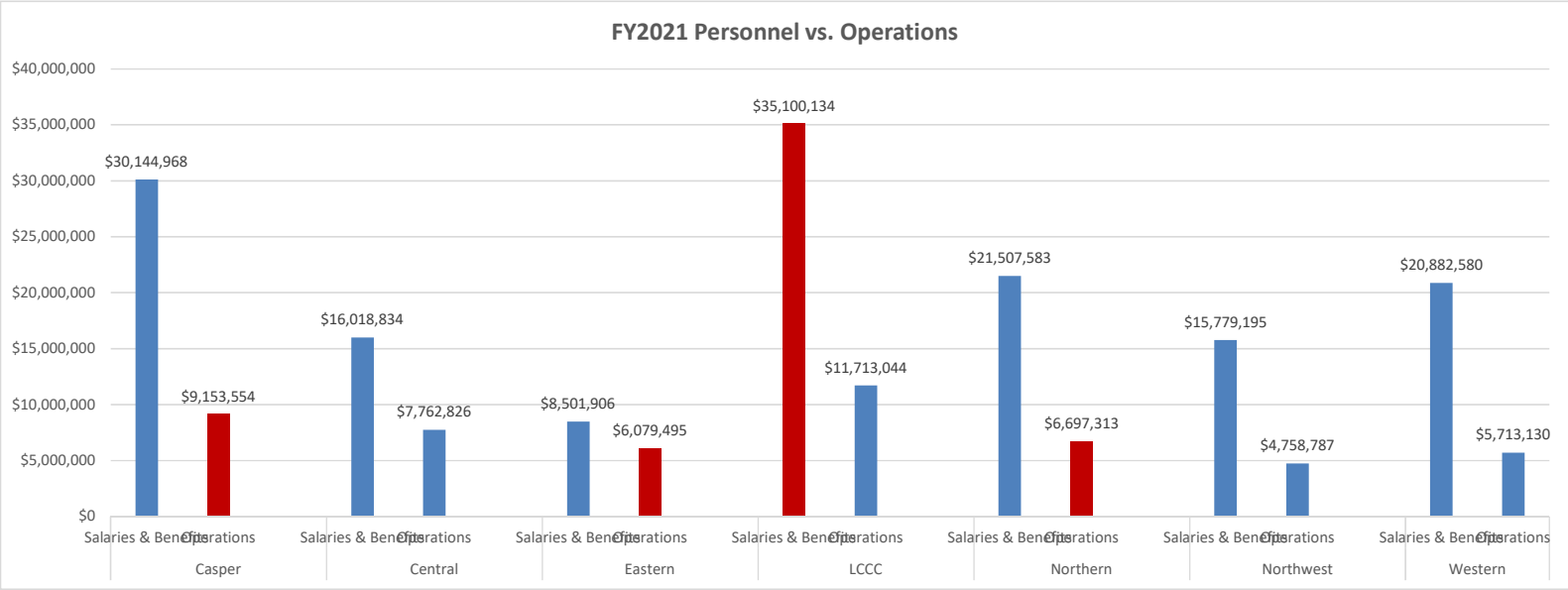


	FY21
<b>Casper</b> Salaries & Benefits	\$30,144,968
Operations	\$9,153,554
<b>Central</b> Salaries & Benefits	\$16,018,834
Operations	\$7,762,826
<b>Eastern</b> Salaries & Benefits	\$8,501,906
Operations	\$6,079,495
<b>LCCC</b> Salaries & Benefits	\$35,100,134
Operations	\$11,713,044
<b>Northern</b> Salaries & Benefits	\$21,507,583
Operations	\$6,697,313
<b>Northwest</b> Salaries & Benefits	\$15,779,195
Operations	\$4,758,787
<b>Western</b> Salaries & Benefits	\$20,882,580
Operations	\$5,713,130
<b>Totals</b> Salaries & Benefits	\$147,935,200
Operations	\$51,878,149



	FY21
<b>Casper</b> Instruction	\$15,109,396
All Other	\$15,035,572
<b>Central</b> Instruction	\$5,428,208
All Other	\$7,606,870
<b>Eastern</b> Instruction	\$3,705,219
All Other	\$4,796,687
<b>LCCC</b> Instruction	\$16,890,526
All Other	\$18,209,608
<b>Northern</b> Instruction	\$9,827,893
All Other	\$11,679,690
<b>Northwest</b> Instruction	\$7,884,189
All Other	\$7,895,006
<b>Western</b> Instruction	\$9,876,049
All Other	\$11,006,531
<b>Totals</b> Instruction	\$68,721,480
All Other	\$76,229,964

